

Application of multi-source data for process analysis in electrical tomography

Abstract. The article presents the use of multi-source data to analyse processes in electric tomography. Tomography is a technique for imaging the inside of an examined object based on measurements taken at its edge. Depending on the technological specifics, you can see both advantages and disadvantages in terms of accuracy, frequency and resolution of reproduced images. Electric tomography is an imaging technique that uses different electrical properties of different types of materials. The collected information is processed by an algorithm that reconstructs the image. Solving the inverse problem, we obtain the distribution of material coefficients in the studied area. Image reconstruction methods in this work were based on machine learning.

Streszczenie. Artykuł przedstawia zastosowanie danych wieloźródłowych do analizy procesów w tomografii elektrycznej. Tomografia jest to technika obrazowania wnętrza badanego obiektu na podstawie pomiarów wykonanych na jego krawędzi. W zależności od specyfiki technologicznej można zobaczyć zarówno zalety, jak i wady w zakresie dokładności, częstotliwości i rozdzielczości odtwarzanych obrazów. Tomografia elektryczna jest techniką obrazowania, która wykorzystuje różne właściwości elektryczne różnych rodzajów materiałów. Zebrane informacje są przetwarzane przez algorytm, który rekonstruuje obraz. Rozwiązując odwrotny problem, uzyskujemy rozkład współczynników materiałowych w badanym obszarze. Metody rekonstrukcji obrazu w tej pracy oparte zostały na uczeniu maszynowym. (Zastosowanie danych wieloźródłowych do analizy procesów w tomografii elektrycznej).

Keywords: electrical impedance tomography, electrical capacitance tomography, machine learning.

Słowa kluczowe: elektryczna tomografia impedancyjna, elektryczna tomografia pojemnościowa, uczenie maszynowe.

Introduction

Industrial tomography solves the inverse problem that the optimization, identification or synthesis process. Such problems are difficult to analyze [1-5]. They do not have clear solutions. Knowledge of the process can make image reconstruction more resistant to incomplete information [6-9]. There are many numerical methods [10-26]. Tomography enables the analysis of processes taking place in the facility without interfering with them [27-30]. It enables better understanding and monitoring of industrial processes and facilitates real-time process control. Figure 1 shows the structure of the system using an electric tomograph with image reconstruction.

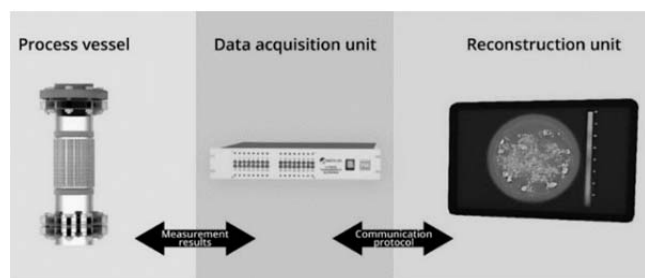


Fig. 1. The idea of system structure with a hybrid tomography scanner with flow measurement, image processing in the cloud computing.

Methods

Electrical tomography is an imaging technique that uses different electrical properties of materials. In this method, the current source is connected to the tested object, and then the voltage distribution on its edge is measured (Fig. 2). The collected information is processed and reconstructed by a specific algorithm. The basic theory can be obtained from Maxwell's equations. A complex 'admittivity' can define as follows:

$$(1) \quad \gamma = \sigma + i\omega\varepsilon$$

where ε is the permittivity, σ is the electrical conductivity, ω is the angular frequency.

Potential distribution in a heterogeneous, isotropic area:

$$(2) \quad \nabla \cdot (\gamma \nabla u) = 0,$$

where u is the potential.

Where the capacitance or resistance dominates, the equation factor should be simplified to the form:

$$(3) \quad \nabla \cdot (\sigma \nabla u) = 0 \text{ for } \frac{\omega\varepsilon}{\sigma} \ll 1 \text{ (ERT)}$$

$$(4) \quad \nabla \cdot (\varepsilon \nabla u) = 0 \text{ for } \frac{\omega\varepsilon}{\sigma} \gg 1 \text{ (ECT)}$$

By resolving the inverse problem, a distribution of material coefficients in the studied area is obtained [31-36]. In electric capacitive tomography, the source of information is the electrical capacity between the electrodes located on the edge of the tested object (see Fig. 3). A very important feature of measurement in the case of capacitive tomography is the lack of need for physical interaction of the sensor with the tested medium, thanks to which this method is non-invasive; this means that it does not interfere with an ongoing industrial process. Another advantage of this measuring technique is the rapid collection of measurement data.

The inverse solution of the problem is achieved:

$$(5) \quad \varepsilon = S * C$$

where: ε – permittivity matrix; C – capacity matrix; S – sensitivity matrix

Inverse problem can be solved with, for example using the Landweber algorithm:

$$(6) \quad \varepsilon_{k+1} = \varepsilon_k + \alpha * S^T * (S * \varepsilon_k - C_m)$$

where: C_m - measured capacity matrix; ε_{k+1} – permittivity matrix, current iteration; ε_k – permittivity matrix, previous iteration; α – coefficient

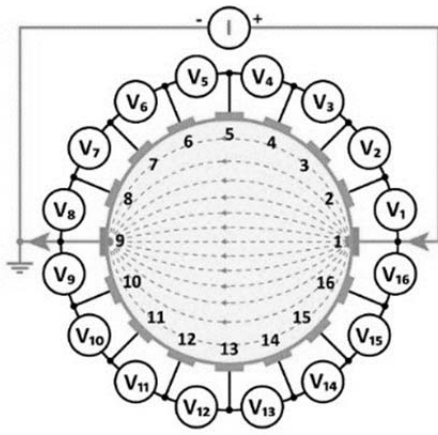


Fig. 2. Measurement model in electrical impedance tomography – opposite method.

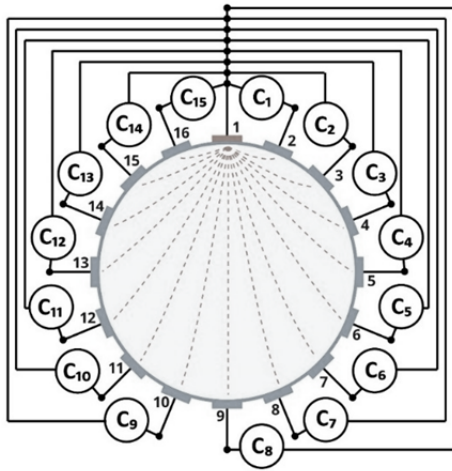


Fig. 3. Measurement model in electrical capacitance tomography.

Results

The individual methods were analyzed on several examples where there are a large number of smaller objects, which is of great importance in tomography. Figure 4 shows the image reconstruction by ECT (LARS method). The image reconstruction by Elastic net for ECT and EIT present in Fig. 5. Figure 6 present the mage reconstruction by multiply Neural Networks. The image reconstructions by hybrid models present Fig 7 and 8.

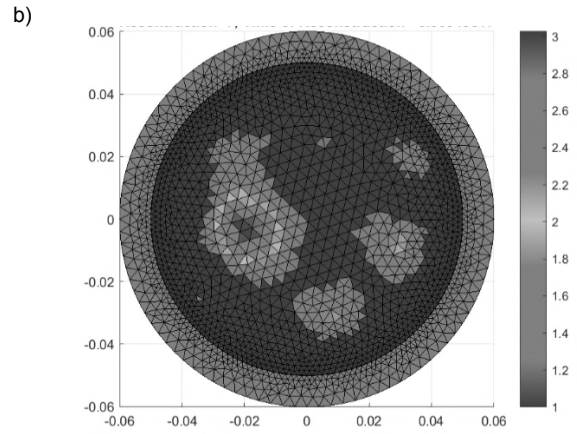


Fig. 4. Image reconstruction – ECT model: (a) pattern, (b) Lars.

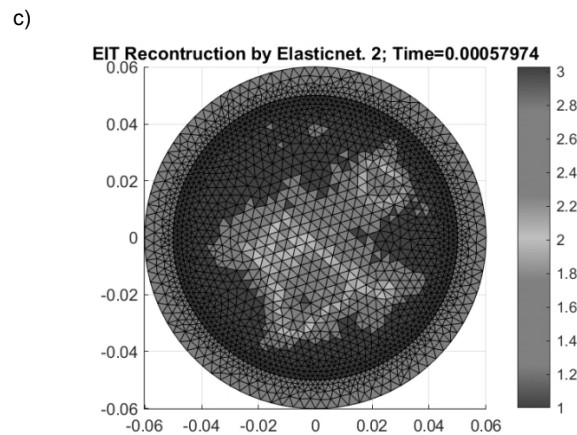
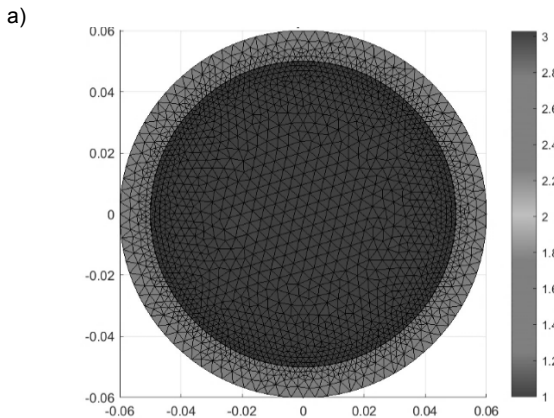
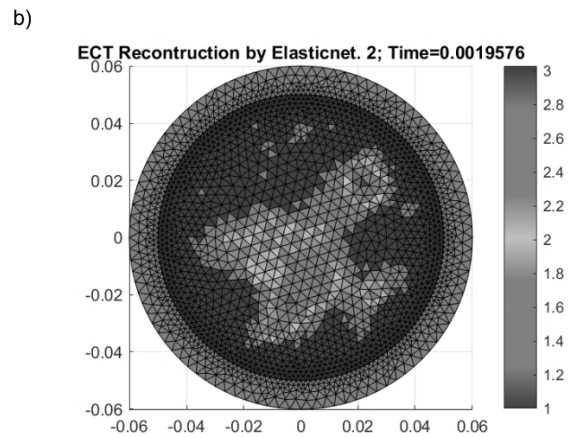
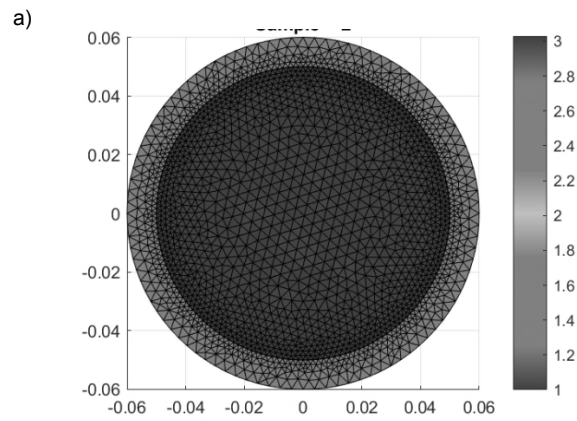


Fig. 5. Image reconstruction by Elastic net: (a) pattern, (b) ECT, (c) EIT.

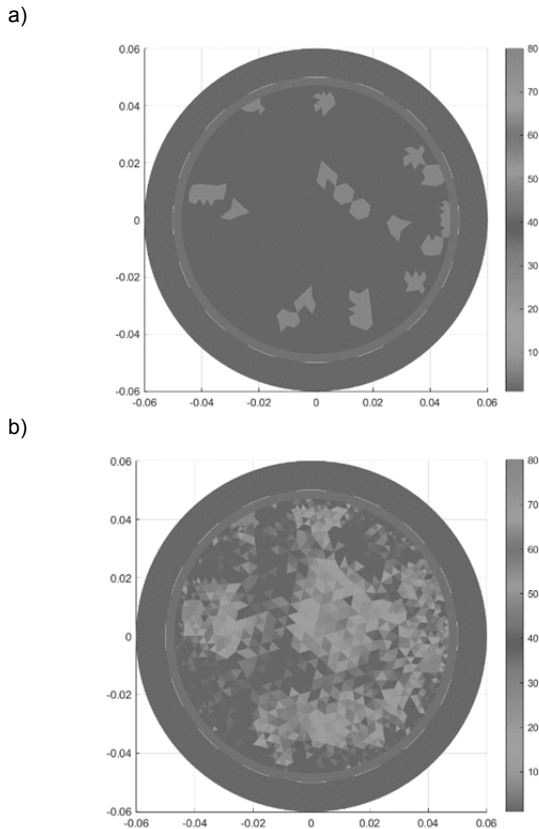


Fig. 6. Image reconstruction – EIT model: (a) pattern, (b) multiply Neural Network.




Fig. 7. Image reconstruction – hybrid model: (a) pattern, (b) Elastic net




Fig. 8. Image reconstruction – hybrid model: (a) pattern, (b) multiply Neural Network.

Conclusion

The paper presents the application of multi-source data for the analysis of processes in industrial tomography. There is no ideal method for reconstructing and analyzing data, methods and models must be properly selected depending on the problem to be solved. Research focused mainly on developing methods and measurement models for data analysis and reconstruction using electric tomography. To solve the inverse problem, Gauss-Newton methods with Laplace regularization, Gauss-Newton methods with Tikhonov regularization, LARS and elastic net were used. The reconstruction results of individual algorithms were compared with various measurement models. The results obtained show the resolution of spatial data, which gives the possibility of visual analysis of processes occurring in the object. Deterministic methods have a bigger problem with the reconstruction of small objects. The best results were achieved with the use of machine learning using the elastic net and LARS methods. Neural networks largely depend on the training set, with a large training set, especially for smaller objects, they are quite effective. Further work will focus on improving methods of image reconstruction using deep learning and the development of measuring devices for both tomographies.

Authors: Tomasz Rymarczyk, Ph.D. Eng., University of Economics and Innovation, Projektowa 4, Lublin, Poland/ Research & Development Centre Netrix S.A. E-mail: tomasz@rymarczyk.com; Grzegorz Kłosowski Ph.D., Lublin University of Technology, Nadbystrzycka 38A, Lublin, Poland, E-mail: g.klosowski@pollub.pl, Edward Kozłowski Ph.D., Lublin University of Technology, Nadbystrzycka 38A, Lublin, Poland, E-mail: e.kozlovski@pollub.pl Paweł Rymarczyk, Research & Development Centre Netrix S.A., e-mail: pawel.rymarczyk@netrix.com.pl; Piotr Bednarczuk, University of Economics and Innovation, Projektowa 4, e-mail: piotr.bednarczuk@wsei.lublin.pl. Jan Sikora, Professor, Eng., University of Economics and Innovation, Projektowa 4, Lublin, Poland/ Research & Development Centre Netrix S.A. E-mail: j.sikora@pollub.pl.

REFERENCES

- [1] Rymarczyk T., Kłosowski G., Kozłowski E., Rymarczyk P., Niderla K., Process analysis with electrical impedance and capacitance tomography data, 2019 Applications of Electromagnetics in Modern Engineering and Medicine, PTZE 2019, 2019, 161-165
- [2] Adler A. and Lionheart W., Uses and abuses of EIDORS: An extensible software base for EIT, *Phys. Meas.*, 27 (2006), 25–42.
- [3] Borcea L, Electrical impedance tomography, *Inverse Problems*, 18 (2002), 99–136.
- [4] Rymarczyk T., Szumowski K., Adamkiewicz P., Tchórzewski P., Sikora J., Moisture Wall Inspection Using Electrical Tomography Measurements, *Przegląd Elektrotechniczny*, 94 (2018), No 94, 97-100
- [5] Duda K., Adamkiewicz P., Rymarczyk T., Niderla K., Nondestructive Method to Examine Brick Wall Dampness, International Interdisciplinary PhD Workshop Location: Brno, Czech Republic Date: SEP 12-15, 2016, 68-71
- [6] Beck M. S., Byars M., Dyakowski T., Waterfall R., He R., Wang S. J., Yang W. Q., Principles and Industrial Applications of Electrical Capacitance Tomography, *Measurement and Control*, September, 30 (1997), No. 7.
- [7] Wajman R., Fiderek P., Fidos H., Sankowski D., Banasiak R., Metrological evaluation of a 3D electrical capacitance tomography measurement system for two-phase flow fraction determination, *Measurement Science and Technology*, 24 (2013), No. 6, 065302.
- [8] Ye Z., Banasiak R., Soleimani M., Planar array 3D electrical capacitance tomography, *Insight: Non-Destructive Testing and Condition Monitoring*, 55 (2013), No. 12, 675-680
- [9] Romanowski, A.; Łuczak, P.; Grudzień, K. X-ray Imaging Analysis of Silo Flow Parameters Based on Trace Particles Using Targeted Crowdsourcing, *Sensors*, 19 (2019), No. 15, 3317
- [10] Dušek J., Hladký D., Mikulka J., Electrical Impedance Tomography Methods and Algorithms Processed with a GPU, In *PIERS Proceedings*, 2017, 1710-1714.
- [11] Goetzke-Pala A., Hoła A., Sadowski Ł., A non-destructive method of the evaluation of the moisture in saline brick walls using artificial neural networks. *Archives of Civil and Mechanical Engineering*, 18 (2018), No 4, 1729-1742.
- [12] Krawczyk A., Korzeniewska E., Łada-Tondyra E., Magnetophosphenes – History and contemporary implications, *Przegląd Elektrotechniczny*, 94 (2018), No 1, 61-64.
- [13] Lee Y., Nguyen V., Wang D., On Variable and Grouped Selections of the Elastic Net, *Report CS532*, 2016, 1–24.
- [14] Lopato P., Chady T., Sikora R., Ziolkowski S., M., Full wave numerical modelling of terahertz systems for nondestructive evaluation of dielectric structures, 32 (2013), No. 3, 2013, 736 – 749.
- [15] Psuj G., Multi-Sensor Data Integration Using Deep Learning for Characterization of Defects in Steel Elements, *Sensors*, 18 (2018), No. 1, 292.
- [16] Romanowski A., Contextual Processing of Electrical Capacitance Tomography Measurement Data for Temporal Modeling of Pneumatic Conveying Process, 2018 Federated Conference on Computer Science and Information Systems (FedCSIS), IEEE, 2018, 283-286.
- [17] Rymarczyk, T.; Kozłowski, E.; Kłosowski, G.; Niderla, K. Logistic Regression for Machine Learning in Process Tomography, *Sensors*, 19 (2019), 3400.
- [18] Polakowski K., Filipowicz S.F., Sikora J., Rymarczyk T., Quality of imaging in multipath tomography, *Przegląd Elektrotechniczny*, 85 (2012), No 12, 134-136
- [19] Szczęsny A., Korzeniewska E., Selection of the method for the earthing resistance measurement, *Przegląd Elektrotechniczny*, 94 (2018), No. 12, 178-181.
- [20] Tibshirani R., Regression shrinkage and selection via the lasso, *Journal of the Royal Statistical Society, Series B*, 58 (1996), No.1, 267–288.
- [21] Valis D., Mazurkiewicz D., Application of selected Levy processes for degradation modelling of long range mine belt using real-time data, *Archives of Civil and Mechanical Engineering*, 18 (2018), No. 4, 1430-1440.
- [22] Valis D., Mazurkiewicz D., Forbelska M., Modelling of a Transport Belt Degradation Using State Space Model, Conference: IEEE International Conference on Industrial Engineering and Engineering Management (IEEE IEEM) Location: Singapore, Dec. 10-13, 2017, Book Series: International Conference on Industrial Engineering and Engineering Management IEEM, 2017, 949-953.
- [23] Zou H., Hastie T., Regularization and variable selection via the elastic net. *Journal of the Royal Statistical Society, Series B*, 2 (2005), 301–320.
- [24] Jiang Y., Soleimani M., Wang B., Contactless electrical impedance and ultrasonic tomography, correlation, comparison and complementary study, *Measurement Science and Technology*, 30 (2019), 114001
- [25] Kozłowski E., Mazurkiewicz D., Żabiński T., Prucnal S., Sęp J., Assessment model of cutting tool condition for real-time supervision system, *Eksploatacja i Niezawodność – Maintenance and Reliability*, 21 (2019); No 4, 679–685
- [26] Vališ D., Hasilová K., Forbelská M., Vintr Z., Reliability modelling and analysis of water distribution network based on backpropagation recursive processes with real field data, *Measurement* 149 (2020), 107026
- [27] Holder D., Introduction to biomedical electrical impedance tomography *Electrical Impedance Tomography Methods, History and Applications*, Bristol, Institute of Physics, 2005.
- [28] Romanowski A., Big Data-Driven Contextual Processing Methods for Electrical Capacitance Tomography, in *IEEE Transactions on Industrial Informatics*, 15 (2019), No. 3, 1609-1618.
- [29] Rymarczyk T., Kłosowski G. Innovative methods of neural reconstruction for tomographic images in maintenance of tank industrial reactors. *Eksploatacja i Niezawodność – Maintenance and Reliability*, 21 (2019); No. 2, 261–267
- [30] Galazka-Czarnecka, I.; Korzeniewska E., Czarnecki A. et al., Evaluation of Quality of Eggs from Hens Kept in Caged and Free-Range Systems Using Traditional Methods and Ultra-Weak Luminescence, *Applied sciences-basel*, 9 (2019), No. 12, 2430.
- [31] Garbaa H., Jackowska-Strumiłło L., Grudzień K., and Romanowski A., Application of electrical capacitance tomography and artificial neural networks to rapid estimation of cylindrical shape parameters of industrial flow structure, *Arch. Electr. Eng.*, 65 (2016), No. 4, 657–669.
- [32] Kryszyn J., Radzik B., Olszewski T., Szabatin R., Smolik W. Single-shot high-voltage circuit for electrical capacitance tomography, *Measurement Science and Technology*, 28 (2017), No. 2, 025902.
- [33] Kryszyn J., Smolik W., Toolbox for 3d modelling and image reconstruction in electrical capacitance tomography, *Informatyka, Automatyka, Pomiary w Gospodarce i Ochronie Środowiska (IAPGOŚ)*, 7 (2017), No. 1, 137-145.
- [34] Majchrowicz M., Kapusta P., Jackowska-Strumiłło L., Sankowski D., Acceleration of image reconstruction process in the electrical capacitance tomography 3d in heterogeneous, multi-gpu system, *Informatyka, Automatyka, Pomiary w Gospodarce i Ochronie Środowiska (IAPGOŚ)*, 7 (2017), No. 1, 37-41.
- [35] Nowakowski J., Ostalczyk P., Sankowski D., Application of fractional calculus for modelling of two-phase gas/liquid flow system, *Informatyka, Automatyka, Pomiary w Gospodarce i Ochronie Środowiska (IAPGOŚ)*, 7 (2017), No. 1, 42-45.
- [36] Kryszyn J., Smolik W., Toolbox for 3d modelling and image reconstruction in electrical capacitance tomography, *Informatyka, Automatyka, Pomiary w Gospodarce i Ochronie Środowiska (IAPGOŚ)*, 7 (2017), No. 1, 137-145